



... Please fill in completely and keep a copy ...

MediMatch dental laboratory



www.medimatch.co.uk

T: 020 3875 8530

MHRA: 8879 • Damas • DLA member • Unit 2, The Works, Colville Road, London, W3 8BL • United Kingdom

1 Dr. _____ (name) Acc./PO no.: _____
 Post code: _____ - _____ Mobile: _____

2 *No patient personal data*
 Your case reference: _____ Age: _____ Initials: ____ / ____

3 **Delivery date** Standard is **10 full** working days.
 (d/m/y) _____ / _____ / _____ = 1 working day before the real appointment

FULL CERAMIC PRIVATE

for lab use only, real app.

..... - @
 - @

4 **Instructions** - For anterior cases: Study model _____
 Wax up _____
 Stent for temporaries on wax up _____

5 **E.MAX**

VENEER INLAY ONLAY CROWN BRIDGE Max. 3 units, no cantilever, don't do 6 or 7 as a pontic.

e.max press, posterior and anterior
 A very aesthetic option - 10 days in lab needed - £115

e.max cad cam - speed service available pre-booked only.
 Milled out of one block - from £115

ZIRCONIA

(VENEER) INLAY ONLAY CROWN BIG SPAM BRIDGE

Standard is **10 full** working days.

Zirconia aesthetic, posterior and anterior
 A zirconia core with porcelain build up - £115
 (also available as **Cercon Zirconia, the original brand** @£125 - 10 days in lab needed)

Multi Layer Zirconia
 A multi layer zirconia core with staining and glazing £110

Full contour zirconia, made out of one pre-shaded block.
 Staining & glazing added on the core but no porcelain build up - £85 - 10 days in lab needed

6 **Shade** use VITA guide

Bridge B Crown C Inlay I Onlay O Veneer V

(please circle and indicate: B, C, I, O, V)

R											Please write the shade: _____								L										
18	17	16	15	14	13	12	11	21	22	23	24	25	26	27	28														
48	47	46	45	44	43	42	41	31	32	33	34	35	36	37	38														

Remarks / Notes

I have disinfected the impression with: _____
 by: _____

PRIVATE only

Please always check your impressions, poor impressions may be liable to a minimum handling charge of £10
 This case is a remake case
 I have enclosed new or old components _____

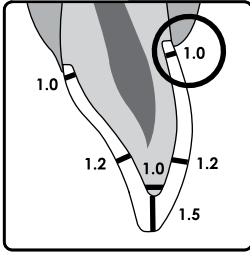
Custom Made Device | Supplied in an unsterilized state | Terms and conditions apply | Visit medimatch.co.uk

Dental appliance information and delivery note: Dental product designed to satisfy the information, properties and detail of what has been prescribed by the above dentist. Purely for use for the patient described with the above reference. The product meets the general safety and performance requirements entailed in the Annex I and Annex VIII of the Medical Devices Directive and the United Kingdom Medical Devices Regulations act SI 2002 No. 618. This product may have been produced in either or both UK and China by MediMatch. **Instructions for use, storing & handling:** It is highly recommended that the product is stored in a clean and safe environment if not used immediately. It is also advised that there must be no contact with materials, liquids or acids that could cause disfiguration or damage to the product. The product should not be subjected to extreme heat. Where applicable, you should take care not to damage the dental piece(s) when removing from its model. **Prescriber Feedback:** To enable our laboratory to comply with the medical devices regulations for post market surveillance, please inform us of any feedback or issues regarding the enclosed device as soon as possible. THIS DENTAL APPLIANCE IS SUPPLIED IN AN UNSTERILIZED STATE

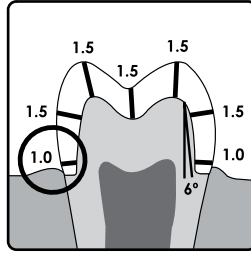
FULL CERAMIC PRIVATE ADVICE AND INFORMATION

AS A GUIDELINE ONLY

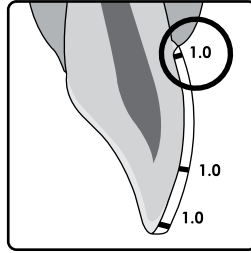
Anterior crown



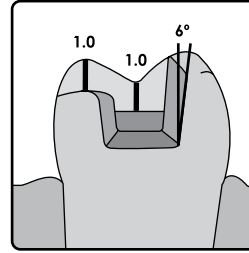
Posterior crown



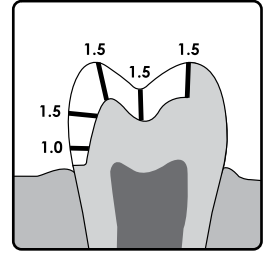
Veneers



Onlay / Inlay



Partial crown



4

Instructions - For anterior cases:

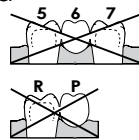
Manage the expectation of your patient by making a wax up and requesting a stent over the wax up to be able to base your temporaries on the wax up. Send us an impressions of the temporaries and tell us what you would like to copy and what you would like to improve.

5

E.MAX

Contraindications:

- very deep subgingival preparations
- patients with severely reduced residual dentition
- parafunctions, e.g. bruxism
- provisional insertion/trial wear period
- bridges with a pontic beyond 5's or bigger then 9mm
- cantilever bridges
- more then 3 unit bridges
- adjustments without polishing (please use appropriate burs only)
- always indicate if there is strong discolourations on the die
- don't make sharp corner preparations
- for inlays/onlays the preparation margins must not be located on centric antagonist contacts



ZIRCONIA

Contraindications:

- very deep subgingival preparations
- provisional insertion/trial wear period
- adjustments without polishing (please use appropriate burs only)
- always indicate if there is strong discolourations on the die
- don't make sharp corner preparations
- for veneer cases give us a "wrap around the incisal edge"
- check bonding procedures, and repeat these regardless of lab procedures
- wings are charged as units

6

Shade

**** Do you want to email a picture?** Show the shade tab in the picture, specify what shade you have used and send it to questions@medimatch.co.uk. Please put patient reference and post code in the subject field of your email.