



DEXIS IOS Solutions

**Digitize and
accelerate
your workflow
with DEXIS IOS,
gain productivity
and improve
patient experience**



Are you ready for simpler intraoral scanning at every stage?

Our portfolio of premium intraoral products works harmoniously together across four simple areas – scanning, planning, producing and treatment. The result is increased efficiency, accuracy and flexibility every step of the way. There is a DEXIS IOS Solution to precisely match your needs.



Scan



Plan



Produce



Treat

Smooth scanning Sleek styling Smart software

With three generations of intraoral scanners available, you choose which features and level of performance is right for your practice. Whichever scanner works for you, IS ScanFlow software pairs seamlessly with your device to make your scanning experience even simpler.

Scan



IS 3800W

Freedom at Your Fingertips
Wireless, lightweight and fast



IS 3700

Precision Accelerated
When precision meets design



IS 3600

A Smart Way to Scan
Affordable, accurate scanning for every practice

IS 3800W

Freedom at Your Fingertips

IS 3800W is our premium wireless intraoral scanner. It's compact, lightweight and improves working freedom with a fast and smooth scanning experience.



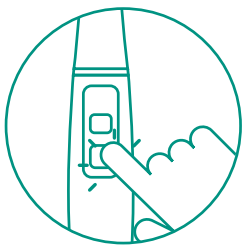
Our fastest scanner yet

Compared to our other scanners, this is our fastest yet. Documented scanning time of 25 seconds for a single arch*.



Gesture Motion Control

An embedded sensor lets you orient the digital model on screen. Simply move your hand and the model follows its movement so you can stay focused on your patient.



Functionality at your fingertips

With control of functionality right on the hand piece, including scanning modes, you spend less time switching back and forth between the screen and your patient.



World-renowned design

The ergonomic design by Studio F. A. Porsche won the prestigious Red Dot Award for product design and innovation.



* Internal testing completed on a 3D model using recommended PC configuration.

Lighter than ever

Weighing only 240 grams, IS 3800W fits comfortably in your hand and is the lightest and smallest* among leading intraoral scanners.

 DEXIS IS 3800W

No wires. No obstacles.

A high-performance, wireless scanner means the IS 3800W can easily be moved from chair to chair or shared by multiple dentists in a clinic without interruption to practice efficiency.



red^{dot}


Interchangeable Tips

Three styles of tips optimize scanning comfort. The tips can be autoclaved up to 110 times, reducing consumable costs and ensuring proper sterilization.

* Based on length.

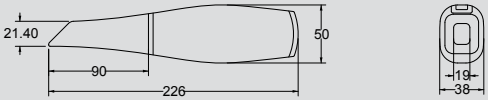
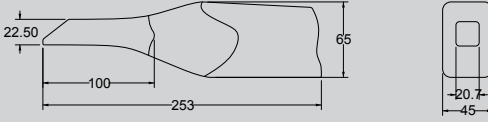
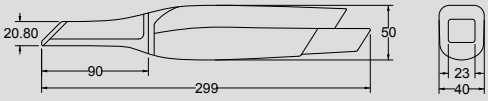
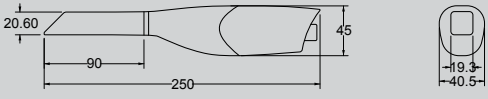
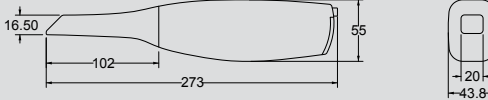

Collaboration with renowned design studio F. A. Porsche

Our partnership with this premium design studio has created the Red Dot Award-winning IS 3800W and the IS 3700, offering accelerated precision and ergonomic freedom.




A Leader in Lightweight Ergonomics

Our overview shows that IS 3800W is the lightest device compared with similar products on the market.

		Weight w/ tip & battery (G)	% of the IS 3800 weight
IS 3800W			
		240 g	100%
Primescan*			
		525 g	218%
TRIOS 4			
		375 g	156%
Emerald*			
		258 g	107%
i500*			
		276 g	115%
i700*			
		245 g	102%

* The weight of the power cord for wired devices was not taken into account.

A sleek, light-colored handheld scanner with a grey grip. The scanner has a silver band near the top and bottom. The text 'DEXIS IS 3700' is printed on the side. There are two buttons: one with a blue icon of a scanner and the word 'MODE', and another with a blue power icon. A red line points from the text 'Gripping curves' to the ergonomic grip area.

DEXIS IS 3700

Gripping curves

Get more scanner control with an ergonomically optimal grip channel.


Ready to use

Straight from the box, IS 3700 is pre-calibrated and ready for immediate use.

IS 3700

Precision Accelerated

IS 3700 is a high-performance turbo-speed scanner with increased workflow flexibility and an ergonomic design by Studio F. A. Porsche.



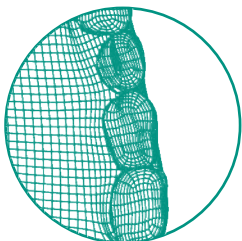
Faster results

Scan a single arch in 30 seconds with turbo speed scanning. That's 20% faster than IS 3600, without any compromise to the accuracy of the datasets.*



Focus on what matters

Functional capability on the device removes the distraction of switching back and forth between scanner and mouse.



Shades of intelligence

Patented Smart-shade matching provides automatic selection and recording of shade information.



World-renowned design

Ergonomic design by Studio F. A. Porsche.

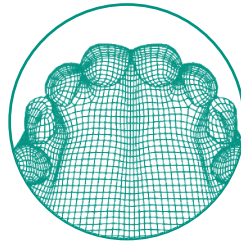


* Internal testing completed on a 3D model using recommended PC configuration and CPU scanning mode.

IS 3600

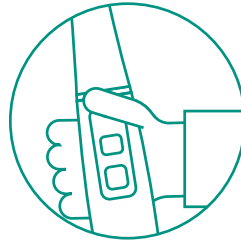
A Smart Way to Scan

IS 3600 is an ideal entry-level scanner that enables intuitive and highly accurate capture of digital impressions for all your clinical needs.



Scan effortlessly

Scan in a smooth, uninterrupted pattern and eliminate the impact of unsteady hands or fidgety patients between views.



Focus on what matters

Focus on your patient, rather than the screen or buttons, with grab-and-go scanning.



Versatile scanning

Quickly and easily acquire dual-arch or quadrant scans for any indication.




Image quality redefined

Create vibrant, full HD 3D images-helping you achieve outstanding clinical results.

Portfolio at a glance

	IS 3600	IS 3700	IS 3800W
Field of view	Normal:13 x 13 mm	Normal:13 x 13 mm	Normal: 18.9 x 16.9 mm Side: 20 x 15.5 mm
Depth of field	-2 to 12 mm	-2 to 12 mm	-2 to 16 mm
Weight	325 g excluding scanner cable/power box	316 g excluding scanner cable/power box	240 g (includes battery)
Autoclavable normal, side and posterior tips	60 cycles	60 cycles	110 cycles
Intraoral 2D image	Extracted	Extracted	Direct Capture
Highly accurate datasets	High	Higher	Higher
File export types	STL, PLY, OBJ, xOrder for DWOS, Dentalproject for exocad	STL, PLY, OBJ, xOrder for DWOS, Dentalproject for exocad	STL, PLY, OBJ, xOrder for DWOS, Dentalproject for exocad
Dimensions without cable	220 x 38 x 58 mm	218 x 36 x 58 mm	226 x 38 x 50 mm
Anti-fogging	Onboard heater	Onboard heater	Quiet fan warms tip/cool handpiece
Quick Connect partners and data exchange with preferred lab	●	●	●
Quadrant snapshot reports for orthodontic summary	●	●	●
Improved color mesh	●	●	●
Turbo-scan speed		●	●
Smart-shade matching		●	●
Anti-reflective mode		●	●
Design by Studio F. A. Porsche		●	●
Wireless			●
Enhanced, broader depth of field			●
Ultra light-weight			●
Gesture motion control			●



Save space. Move freely.

Ergonomic, slim design that's easy to move and store. Comes with cable management system, power strip, locking foot pedals and storage for all IOS accessories.

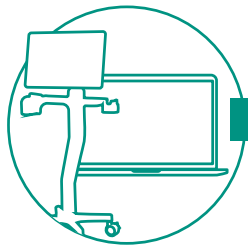
IS Voyager

Scan. Engage. Everywhere.

IS Voyager is a sleek, flexible and ergonomic mobile trolley that enables convenient intraoral scanning and enhanced patient engagement – right at the chair.

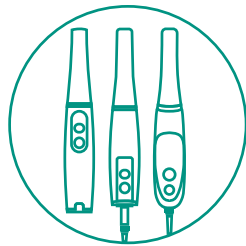
The IS All in One medical-grade computer features a larger touchscreen than the 3Shape® and iTero® carts and is antimicrobial, robust and waterproof. It can also tip +/- 20° when mounted on IS Voyager.

Together they give you a super-mobile intraoral workstation that can be used with any DEXIS scanner for image acquisition throughout the clinic.



Pair with your PC

Can be paired with IS All in One Computer and other all-in-one models for optimal scanning experience.



Future-proof design

Ready for our current generation of intraoral scanners and for the next one.



Configure your way

Can be configured three ways: as a trolley, desk mounted** or wall mounted.



Hygienic and practical

The IS All in One Computer has an antimicrobial touchscreen that's robust and waterproof.



Tilt and swivel adjustments

Screen can be moved freely for better patient communication and ease of use.

* Dimensions collected from 3Shape®, and iTero® websites November 10, 2022.

** Desktop stand sold as an optional accessory.

IS ScanFlow

Simplicity at Work

IS ScanFlow software pairs with your intraoral scanner to redefine and simplify how you scan, diagnose and communicate with your patients. Unlike other scanning acquisition software, IS ScanFlow is completely open, letting you work freely among different clinical applications with open workflow capability, expanded processing options, one-click export and touchscreen capabilities.

IS ScanFlow* is also available to all DEXIS intraoral scanning customers in a premium configuration, so users can access all features, ideal for advanced intraoral scanner users with more specific needs.

It is available in the following configurations:

- Integrated with DTX Studio™ Clinic v3.22, with access to IS ScanFlow via the Quick Launch button
- Integrated with Carestream Dental™ CS Imaging v8
- Stand-alone, for customers not using DTX Studio Clinic or CS Imaging



Work freely

An innovative new workflow design lets users navigate freely among different workflows from a single scan.



One-click export

Simplifies data export and exchange.



Expanded processing

Expands data processing options, processing datasets quickly and accurately.



Touchscreen capabilities

An intuitive interface with gesture motion control and streamlined touchscreen navigation.



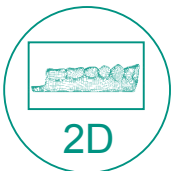
Hybrid scanning

Enhances the capture of challenging data with hybrid scanning restorative and implant-born restorative workflows.




Never miss a thing

A yellow warning appears when an area requires additional scanning, so the final scan always includes all the data you need.



Built-in 2D intraoral camera

Capture vivid color 2D pictures without the need to invest in other equipment.



Optimised scanning with AI

AI-driven tools like Soft Tissue Removal and Smart-shade Matching automatically simplify the scanning process and your workflow.

Treatment planning Image analysis Patient management

Thanks to the wide range of DEXIS software that's compatible with all three intraoral scanners, planning ahead has never been easier. DEXIS IOS Solutions can be tailored to your needs with IS ScanFlow, as well as with a number of other complementary, specialized software applications. Get a clear overview of patient history and scheduling with DTX Studio™ Clinic, GoShare™ and CS Model+. Unlock new image analysis possibilities with SmartFusion™, SmartSetup™, CS Model, and CS Model+. The power to design a software suite around your needs is in your hands.



Plan

DTX Studio™ Clinic



One simple system

DTX Studio Clinic simplifies image acquisition, is open for import and export, offering multi-room access on Windows® PC and Mac®. It also pairs up with many practice management system software, so the patient identifier information only has to be entered once.

Patient time comes first

Spend less time jumping between patient scans and images and more time focusing on your patient and their needs.

All your imaging in one place

From image acquisition to diagnostics and treatment planning, DTX Studio™ Clinic brings all your X-ray images, photos, 2D and 3D, extraoral and intraoral imaging formats into one clear, comprehensive view.



Securely share information with GoShare™

Pass on important patient information to a connected lab, specialist, referral dentists or other colleague in an encrypted, HIPAA enabled and anonymized way with GoShare.



Merge CBCT and intraoral scans with Smart Fusion™

Intelligently combines surface models from your DEXIS IS intraoral scanner with any CBCT scan using proprietary voxel-by-voxel alignment algorithms.



Fully automated custom tooth setup with SmartSetup™

The AI-powered technology analyzes the existing teeth in the digital impressions, and takes additional landmarks into consideration. The result is a custom tooth setup that allows you to instantly evaluate all prosthetic needs and proceed with treatment planning.





CS Model

No more plaster


Create accurate digital models for orthodontic applications and eliminate the hassles and costs of plaster models with CS Model.

The perfect fit

Whether you use traditional or digital impression methods, CS Model is designed to fit easily into your current workflow – so the perfect digital model is just minutes away.

Quality results, every time

The software automatically creates the base and trims for consistency.



CS Model+

New and improved

CS Model+ is a fast, intuitive solution, one that enables you to evaluate your digital models and create virtual orthodontic setups in minutes.

Improved case acceptance

Patients can better understand their treatment and more effectively visualize potential outcomes, creating a boost in case acceptance.

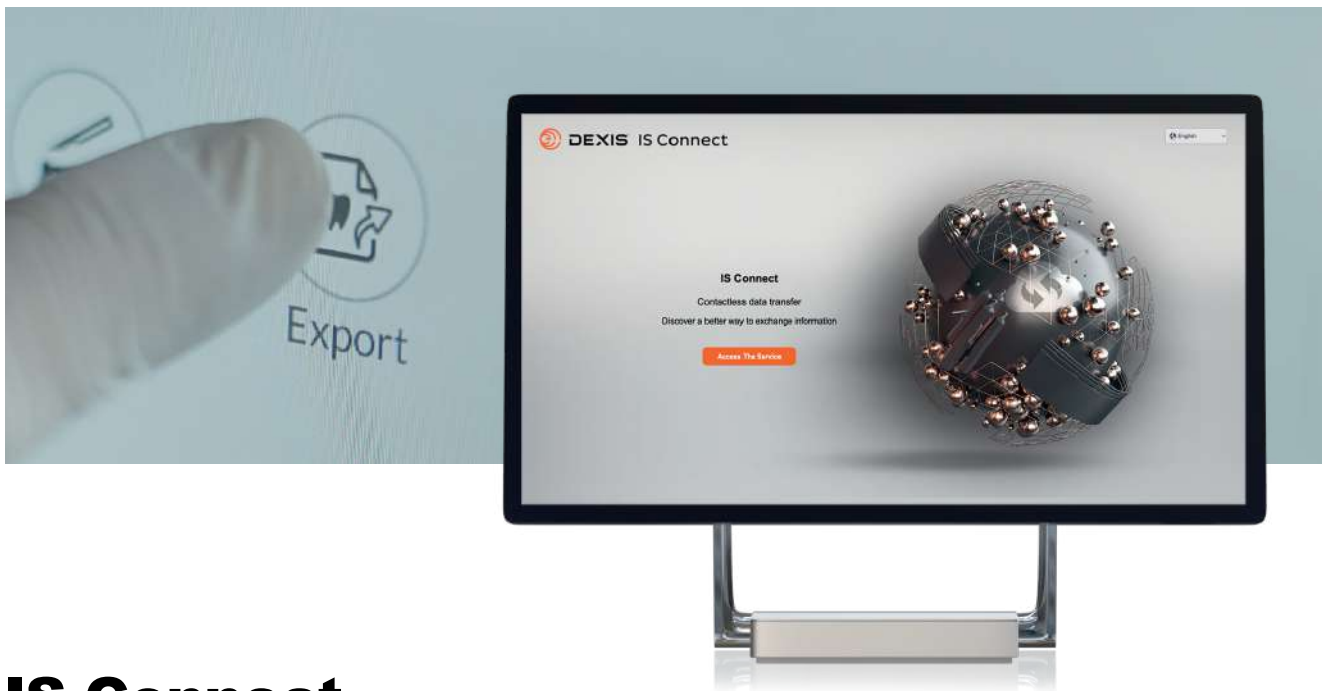
Open more doors with open formats

Open files allow you or your lab to use your preferred design software, and in-office printing is easier with one button transfer to SprintRay® and Formlabs®.

Sharing data Working with labs Clear case management

Some things are within your control in your practice, like patient comfort and the day to day running of your business, and some things aren't, like what happens once scans are sent to the lab. IS Connect is an online portal that allows you to securely transfer STL, PLY and DICOM files digitally to your preferred labs and manufacturing partners without any proprietary constraints. Both you and your lab can access files, communicate and see status updates, so even if the files are out of your hands, the full process is in your control.





IS Connect

Export your way

Export data with one click using your preferred export format, including STL, PLY, OBJ, DWOS XOrder, and exocad Dental project.

Say goodbye to courier issues

Reduce shipping costs and delays, manual tasks and streamline your data transmission.

A safer alternative

Digital file transfer helps keep everyone safe and healthy by eliminating the multiple manual touchpoints related to producing and shipping manual impressions.

Real time updates

Keep you and your patients up to date by checking the status of any case online from any computer with internet access.

Upload and access files when it suits

Both you and your chosen lab can upload and access files whenever it's convenient. Plus, all cases are retained for one year, so it's always available when you need it.

Third-party printer integration

You're always one click away from printing software with IS Connect. Easily turn your prepared model from IS ScanFlow into a prepared 3D model print.

IS WebViewer

The cloud-based platform allows your chosen lab or manufacturer to view and interact with the 3D dataset in full HD color and in real time – even from a mobile device. Also included are orientation adjustment tools, snapshot capture and occlusion proximity tools which provide advanced adjustment, review and export capabilities.

Quick Connect Partners

Quick Connect Partners are labs and manufacturers that are established DEXIS IS collaborators. Using one of these partners means you can send files with a single click and see smoother case transmissions.

Validated Third-Party Partners

Due to our open-system architecture, DEXIS intraoral scanners work with any CAD software that accepts STL files, even if they are not included below:

Restorative / Implant / Guided Surgery



Orthodontic Aligners / Appliances



Printers



A fast, smooth, optimal patient experience

From start to finish, a simple, quick and accurate way of intraoral scanning means time in the chair is time well spent. From restoration work to implants, orthodontics, sleep devices and dentures, transform how you scan, and you'll transform your practice and how your patients feel, for the better. There is a simpler way to work and an optimal way to scan – your way. Are you ready for it?



Treat

DEXIS™ IOS Solutions

Premium scanning portfolio



IS 3800W

Freedom at Your Fingertips
Wireless, lightweight and fast



IS 3700

Precision Accelerated
When precision meets design



IS 3600

A Smart Way to Scan
Affordable, accurate scanning for every practice



IS ScanFlow

Simplicity at Work
Simple and accurate scanning
acquisition software

Scanning mobility

IS Voyager

Save space. Move freely.
Optimal scanning mobility



Digital flexibility

CS Model

Digital Models in Minutes
Fast ways to evaluate digital models and create orthodontic setups



CS Model+

Automatically Segment, Setup and Present

Fast ways to evaluate digital models and create orthodontic setups



DTX Studio™ Clinic

Unified. Simplified.
One clear view of X-rays, photos, 2D, 3D, extraoral and intraoral images



IS Connect

Contactless Data Transfer
Fast and secure file transfer to the lab



Outstanding support



Warranty Protection

Warranty extension programs



Service, Support and Training

Ongoing support and continuing education



Quick Connect Partnership

Direct connection to our preferred partner network



Optional Premium Software

Upgrade to Premium software for a more advanced user experience

Are you ready to accelerate your workflow?

About DEXIS

The products, equipment and services illustrated and described in this brochure reflect knowledge at the time of printing. Dental Imaging Technologies Corporation accepts no liability for any deviation from the illustrations in terms of color or shape, or any errors or print errors, and retains the right to make changes to the brochure at any time. Full or partial reprinting is only permitted with permission from Dental Imaging Technologies Corporation. For indications for use, please visit: [DEXIS.com](https://www.dexis.com)

Dental Imaging Technologies Corporation reserves the right to make changes to specifications and features shown herein, or to discontinue the product described at any time without notice or obligation. Contact your local authorized representative for the most current information. Manufactured by Dental Imaging Technologies Corporation, 450 Commerce Drive, Quakertown, PA 18951, USA.

DEXIS | 450 Commerce Drive
Quakertown PA 18951 | USA
1-888-88-DEXIS
[DEXIS.com](https://www.dexis.com)